

IMPORTANT! KEEP THIS MANUAL FOR FUTURE REFERENCE!

INSTRUCTION MANUAL FOR USE OF DOLL STROLLER „NELLY”

NELLY



This product is produced in accordance with Toy safety Directive 2009/48/EC of the European Parliament and the Council, the EC Directive, the European standards applicable for this product and the regulations of national legislation.

TO ENSURE THE SAFETY OF YOUR CHILD DURING USE OF THIS TOY, FOLLOW THE INSTRUCTIONS, WARNINGS AND GUIDELINES FOR USE GIVEN IN THIS MANUAL AND THE PACKAGE:

IMPORTANT! MAIN WARNINGS!

- ❖ **WARNING!** THE PRODUCT MUST BE USED ONLY UNDER ADULT SUPERVISION!
- ❖ **WARNING!** THE TOY IS NOT SUITABLE FOR CHILDREN YOUNGER THAN 3 YEARS.
- ❖ **WARNING!** THIS TOY IS INTENDED FOR DOLLS ONLY AND IS NOT SUITABLE FOR CHILDREN OR ANIMALS TO SIT IN IT.
- ❖ **WARNING!** KEEP AWAY FROM FIRE!
- ❖ **WARNING!** THE PACKAGE CONTAINS SMALL PARTS! DO NOT ALLOW THE PRESENCE OF CHILDREN UNDER 3 YEARS BEFORE YOU HAVE COMPLETED THE ASSEMBLY OF THE TOY TO AVOID THE ACCESS TO SMALL AND DIFFERENT PARTS!
- ❖ Adult assembly is required!
- ❖ This toy can be used indoors or at safe playgrounds.
- ❖ **DO NOT** allow your child to play with this toy on roads; near stairways, doors, heaters or pools; uneven surfaces or slopes, in order to prevent possible injuries!
- ❖ Use the toy at daylight or at well illuminated places in order to prevent injuries.
- ❖ **DO NOT** change the toy construction! The manufacturer guarantees the safety only in its original shape and appearance.
- ❖ **DO NOT** use spare parts or other components, which have not been supplied by the manufacturer! Chipolino is not responsible in case that spare parts which are not supplied or approved by manufacturer were used.
- ❖ Keep away the plastic packaging in order to avoid risk of suffocation!

MAIN FEATURES

- ❖ Suitable for children older than 3 years
- ❖ Adjustable canopy
- ❖ Adjustable backrest of the seat
- ❖ Height adjustable handle
- ❖ Soft carry cot
- ❖ Storage basket

MAIN PARTS



1. Canopy
2. Frame with seat and canopy– 1 pc.
3. Storage basket – 1 pc.
4. Wheels – 4 pc.
5. Soft carry cot – 1pc.

ASSEMBLY INSTRUCTIONS AND FUNCTIONS

IMPORTANT! Follow exactly the instructions given and check the pictures.
CAUTION! AFTER EACH OPERATION, MAKE SURE THAT THE FIXING IS STABLE!

The assembly, disassembly and functions are numbered from 1 to 6. Use the operations descriptions given in this manual and their matching picture. No tools are required for the assembly.

Note: The canopy is pre-mounted on the frame of the stroller and is not shown in the assembly figures!

1 – ASSEMBLY OF WHEELS

2 – UNFOLDING THE STROLLER

CAUTION! Make sure the stroller is fixed in unfolded position!

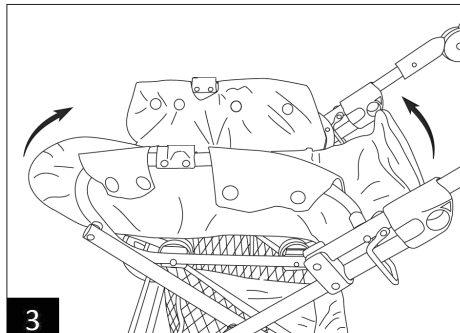
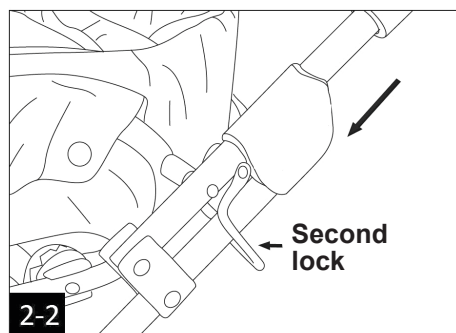
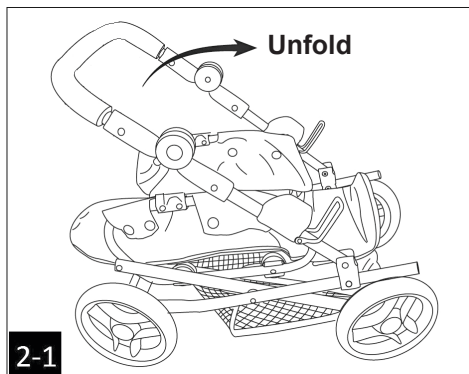
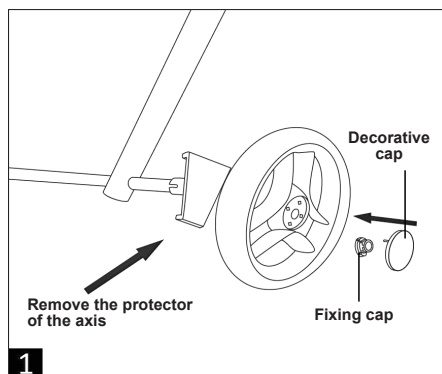
3 – ADJUSTING THE POSITION OF THE FEET AND BACKREST

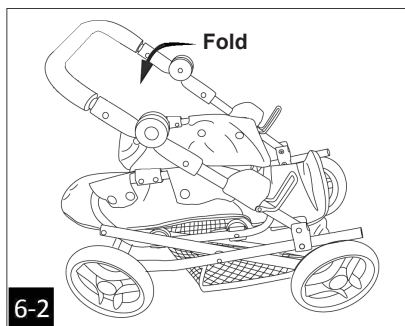
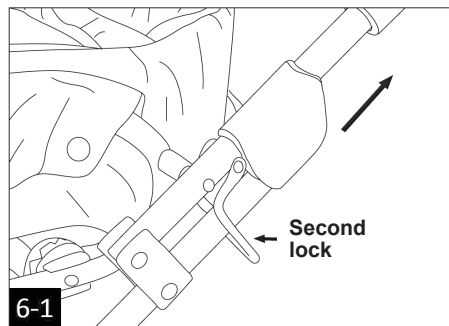
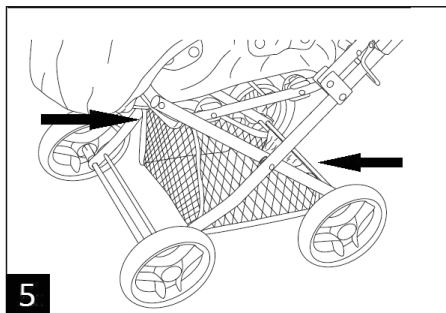
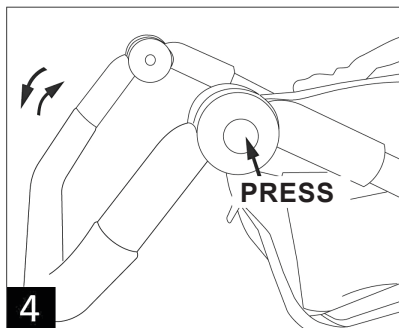
4 – ADJUSTING THE HANDLE

5 – ATTACHING THE STORAGE BASKET (with velcro straps to the tubes of the frame)

6 – FOLDING THE STROLLER

FIGURES





CARE AND MAINTENANCE GUIDELINES

- ❖ Regularly check every part for damages.
- ❖ Do not soak the toy in water. Clean with soft cotton cloth – dry or damp using mild detergent.
- ❖ Do not use abrasive, bleach or other aggressive detergents.
- ❖ Do not store the toy in wet environment or near heat resources.
- ❖ Store the toy in a clean and dry place. Do not expose directly to environment factors - sunlight, rain, moisture or harsh temperature amplitudes!
- ❖ Always let the toy dry fully before storing or using it. If the product is stored wet, this can cause mold.
- ❖ Cease the use of the toy, if you find damaged or broken parts or cracked surfaces, until it is repaired!
- ❖ In case of problems related to normal operation, contact an authorized service center for consultation or repair.

Used materials: plastic, metal, textile - 100% polyester

KZKNE020xxx/ 95881BSGS

Importer:
CHIPOLINO LTD., 1 Goliamokonarsko Shosse Str, Plovdiv, BULGARIA;
tel.: +359 32 600 889;

www.chipolino.com